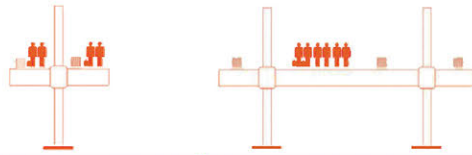


TOCG-MC4000




	13,44 m (44,09 ft)	35,88 m (117,7 ft)
	200 m (656,2 ft)	
	4	6
	9,5m/min (31,17 ft/min)	

TWIN	
LENGTH	LOAD(*)
8.40 (27.56)	5110 (11266)
11.40 (37.4)	4860 (10714)
17.40 (57.09)	4360 (9612)
20.40 (66.93)	4110 (9061)
23.56 (77.3)	3910 (8620)
26.56 (87.14)	3660 (8069)
29.56 (96.98)	3360 (7408)
31.06 (101.9)	2760 (6085)
32.56 (106.8)	2660 (5864)
32.88 (107.9)	2560 (5644)
34.38 (112.8)	2360 (5203)
35.88 (117.7)	2260 (4982)

SINGLE	
LENGTH	LOAD(*)
2.78 (9.121)	2700 (5952)
4.12 (13.52)	2600 (5732)
5.78 (18.96)	2450 (5401)
7.12 (23.36)	2350 (5181)
8.78 (28.81)	2200 (4850)
10.12 (33.2)	2100 (4630)
11.78(38.65)	1450 (3197)
13.44 (44.09)	1250 (2756)

(*) Total load capacity
Length : m (ft)
Load: kg (lb)



According to:

EN 1495 / ANSI A92.9 / CSA B354.9-17




Technical specifications

SINGLE

TWIN

Deck length	2.78m (9.121ft) to 13.44m (44.09ft)	8.40m (27.56ft) to 35.88m (117.7ft)
Rated load	According to the load chart	
Maximum height	200m (656.2ft) (*)	
Maximum freestanding height	9m (29.56ft)	
Min-max tie-in distance	12m (39.37ft)	
Mast section	M500S or M500R	
Rack module	6	
Rated power	2 x 4kW	4 x 4kW
Power supply	480V 3P+PE 60Hz	
Control voltage	48V	

(*) For higher values contact us / (**) Depending mast installation



M500S 78kg (172lb)
M500R 87kg (191.2lb)

COMPATIBLE WITH

Construction Hoist: TOCG-CH2000

Transport Platform: TOCG-TP1000

Features

Whatever you can imagine we will study it

- Geared motor brakes
- Centrifugal brakes per motor
- Horizontal leveling system
- Manual motor brake releasing system
- Rack inductive detector
- Emergency stop
- Travel limit switches and emergency l.s.
- Buffers at the base structure
- Reduced mechanical stop with buffers
- Final mast with half rack
- Access door with limit switch
- Façade door with limit switch
- Roll out extensions
- Non-sliping floor
- Movement acoustic signal
- Low voltaje panel
- Phase control relay
- Mast protection device
- Modular decks (1.5/0.83/0.5/0.35)
- Railings (1.5/0.83/0.5/0.35)
- Railing flaps (1.5/0.83/0.5)
- 1m extensions
- Extensions up to 2.5m
- Intermediate extension support
- Wedge for intermediate extension support
- Corner deck system
- Personalized color & advertismnt
- Floor for extensions (different sizes)
- Drive unit extensión with l.s.
- Supports and safety net up to 1m ext.
- Vertical post
- Extension lateral railing
- Cable basket
- Platform roof
- Double deck safety system
- Overspeed fall arrest device
- Obstacle device
- Jib and hoist
- Inclination modules (-4,5° to 4,5°)
- Monorail system
- Self erecting monorail

• Serial features / ○ Optional features

